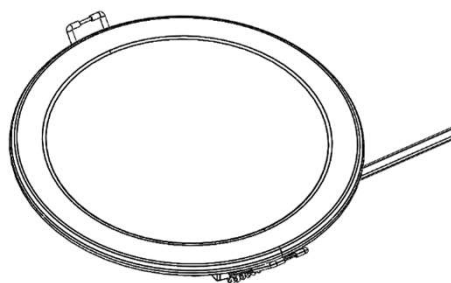


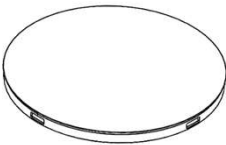
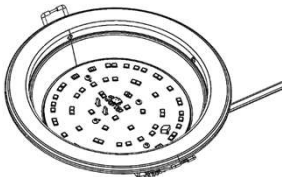
Dismantling Recommendation on Disposal at End of Life

A. Composition Explanation – Downlight Type C

Followed drawings are references only



- Main Parts

 <p>01 Diffusor</p>	 <p>02 Light source</p>
---	---

- Other Parts (If included)

03 Screws	04 Connector box	05 Connector
------------------	-------------------------	---------------------

The downlight luminaire is considered as a containing product which comprises:

01 Diffusor

The diffusor may have different shapes, such as Round, Square, Rectangle, Dome etc. Taking the Round as Example; The diffusor may have different surface finishing with matte, glossy, plate, 0-100% transparent etc.

02 Light source

The light source is including Housing body, Driver, PCB with LEDs, AC/DC wires and springs

B. Dismantling

- Type: Without permanent damage

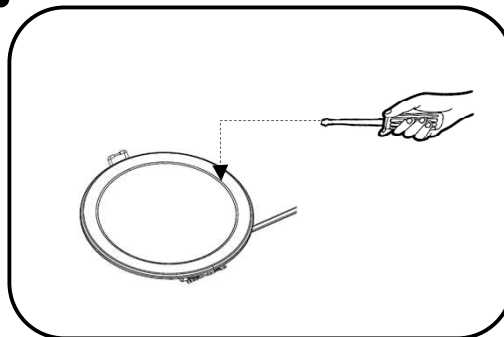
Dismantling Recommendation on Disposal at End of Life

C. Recommendation on Disposal

- Plastic part: Reuse and Recycling
- Electrical part: Incineration and disposal
- Metal part: Recycling

D. The Steps to Remove the Components

1 Using tool to pry the cover



2 Removing Springs and get light source

